

Mathematical Modeling and Biology

Bo Deng

Department of Mathematics
University of Nebraska – Lincoln

March 10, 2016

www.math.unl.edu/~bdeng1

What is modeling?

Mathematical
Modeling and
Biology

Bo Deng

Introduction

Examples of
Models

Consistency

Model Test

Mathematical
Biology

Conclusion

Mathematical modeling is

- to translate nature into mathematics

What is modeling?

Mathematical
Modeling and
Biology

Bo Deng

Introduction

Examples of
Models

Consistency

Model Test

Mathematical
Biology

Conclusion

Mathematical modeling is

- to translate nature into mathematics
- to be logically consistent

What is modeling?

Mathematical
Modeling and
Biology

Bo Deng

Introduction

Examples of
Models

Consistency

Model Test

Mathematical
Biology

Conclusion

Mathematical modeling is

- to translate nature into mathematics
- to be logically consistent
- to fit the past and to predict future

What is modeling?

Mathematical
Modeling and
Biology

Bo Deng

Introduction

Examples of
Models

Consistency

Model Test

Mathematical
Biology

Conclusion

Mathematical modeling is

- to translate nature into mathematics
- to be logically consistent
- to fit the past and to predict future
- to fail against the test of time, i.e. to give way to a better model

Human history has two periods – before and after calculus (1686/1687)

- Issac Newton (1642-1727) is the founding father of mathematical modeling

Human history has two periods – before and after calculus (1686/1687)

- Issac Newton (1642-1727) is the founding father of mathematical modeling
- James Clerk Maxwell (1831-1879), Albert Einstein (1879-1955), Erwin Schrödinger (1887-1961), Claude Shannon (1916-2001) are some of the luminary disciples

Human history has two periods – before and after calculus (1686/1687)

- Issac Newton (1642-1727) is the founding father of mathematical modeling
- James Clerk Maxwell (1831-1879), Albert Einstein (1879-1955), Erwin Schrödinger (1887-1961), Claude Shannon (1916-2001) are some of the luminary disciples
- Calculus is the principle language of nature

Human history has two periods – before and after calculus (1686/1687)

- Issac Newton (1642-1727) is the founding father of mathematical modeling
- James Clerk Maxwell (1831-1879), Albert Einstein (1879-1955), Erwin Schrödinger (1887-1961), Claude Shannon (1916-2001) are some of the luminary disciples
- Calculus is the principle language of nature
- This century is the century of mathematical biology, which is to translate Charles Darwin's (1809-1882) theory into mathematics

Model as approximation – Newton's planetary motion

Mathematical
Modeling and
Biology

Bo Deng

Introduction

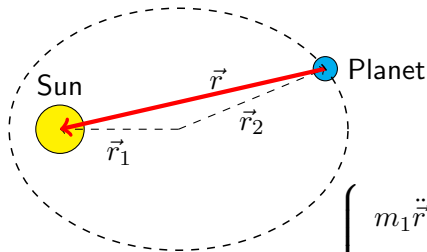
Examples of
Models

Consistency

Model Test

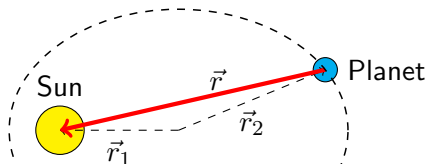
Mathematical
Biology

Conclusion



$$\left\{ \begin{array}{l} m_1 \ddot{\vec{r}}_1 = -Gm_1m_2 \frac{\vec{r}_1 - \vec{r}_2}{\|\vec{r}_1 - \vec{r}_2\|^3} \\ m_2 \ddot{\vec{r}}_2 = -Gm_1m_2 \frac{\vec{r}_2 - \vec{r}_1}{\|\vec{r}_2 - \vec{r}_1\|^3} \\ \vec{r} = \vec{r}_1 - \vec{r}_2 \end{array} \right.$$

Model as approximation – Newton's planetary motion



$$\begin{cases} m_1 \ddot{\vec{r}}_1 = -Gm_1m_2 \frac{\vec{r}_1 - \vec{r}_2}{\|\vec{r}_1 - \vec{r}_2\|^3} \\ m_2 \ddot{\vec{r}}_2 = -Gm_1m_2 \frac{\vec{r}_2 - \vec{r}_1}{\|\vec{r}_2 - \vec{r}_1\|^3} \\ \vec{r} = \vec{r}_1 - \vec{r}_2 \end{cases}$$

- A few calculus maneuvers lead to

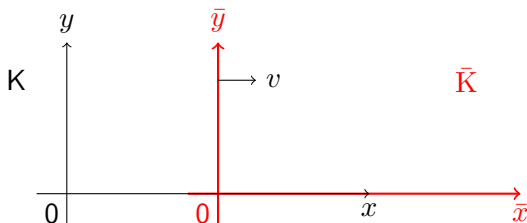
$$r(\theta) = \frac{\rho}{1 + \epsilon \cos \theta}$$

with the eccentricity $0 \leq \epsilon < 1$ for elliptic orbits

Special Relativity – Einstein's model of space and time

One Assumption:

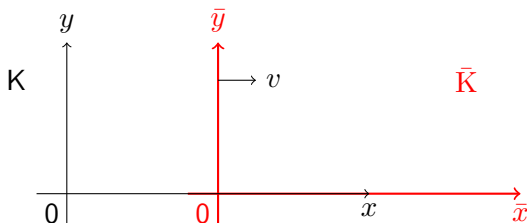
The speed of light is constant for every stationary observer



Special Relativity – Einstein's model of space and time

One Assumption:

The speed of light is constant for every stationary observer

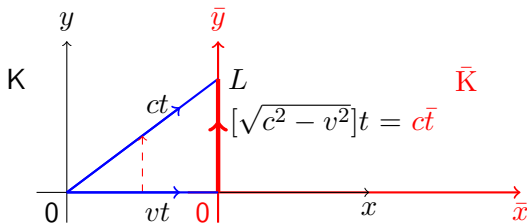


- A few calculus maneuvers lead to $E = mc^2$, and more

Special Relativity — Einstein's model of space and time

One Assumption:

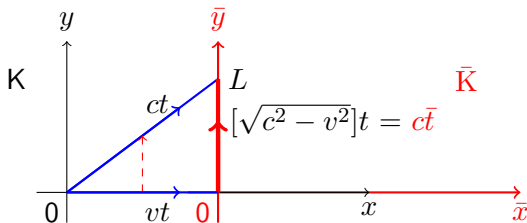
The speed of light is constant for every stationary observer



Special Relativity — Einstein's model of space and time

One Assumption:

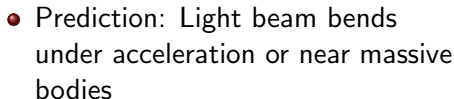
The speed of light is constant for every stationary observer



- Prediction: Time dilation for K -frame observer

$$t = \frac{L}{c\sqrt{1 - (v/c)^2}} > \frac{L}{c} = \bar{t}$$





Mathematical model need not be mathematical

- Gregor Johann Mendel (1822-1884) found the first mathematical model in biology, leading to the discovery of gene

Offspring Genotype	Parent Genotype						
	$m_{rr} \times f_{rr}$	$m_{rD} \times f_{rD}$	$m_{DD} \times f_{DD}$	$m_{rr} \times f_{rD}$ or $m_{rD} \times f_{rr}$	$m_{rr} \times f_{DD}$ or $m_{DD} \times f_{rr}$	$m_{rD} \times f_{DD}$ or $m_{DD} \times f_{rD}$	
z'_{rr}	1	1/4	0	1/2	0	0	
z'_{rD}	0	1/2	0	1/2	1	1/2	
z'_{DD}	0	1/4	1	0	0	1/2	

One More Example: Structure of DNA by modeling

Mathematical Modeling and Biology

Bo Deng

Introduction

Examples of Models

Consistency

Model Test

Mathematical Biology


Conclusion

structure as described is rather ill-defined this reason we shall not dwell on it.



This figure is purely diagrammatic. The two ribbons symbolize the two phosphate-sugar chains, and the horizontal rods the pairs of bases holding the chains together. The vertical line marks the fibre axis.

We wish to put radically different as the salt of deoxyribose acid. This structure helical chains each of the same axis (see diagram) have made the usual assumptions, namely chain consists of phosphate groups joining ribofuranose residues linkages. The two not their bases) are dyad perpendicular axis. Both chains are handed helices, but the dyad the sugar atoms in the two in opposite directions chain loosely resemble berg's model No. the bases are on the helix and the phosphate groups are on the outside. The of the sugar and near it is close to 'standard configuration sugar being roughly circular to the attached



- Rosalind Franklin and Maurice Wilkins had the data, but James D. Watson and Francis Crick had the frame of mind to model the data (1953)

Another More – Predation in Ecology

Mathematical
Modeling and
Biology

Bo Deng

Introduction

Examples of
Models

Consistency

Model Test

Mathematical
Biology

Conclusion

The mathematical model was discovered by Crawford Stanley (Buzz) Holling (1930-) in 1959

- T_d — average time a predator takes to discover a prey

Another More – Predation in Ecology

Mathematical
Modeling and
Biology

Bo Deng

Introduction

Examples of
Models

Consistency

Model Test

Mathematical
Biology

Conclusion

The mathematical model was discovered by Crawford Stanley (Buzz) Holling (1930-) in 1959

- T_d — average time a predator takes to discover a prey
- T_k — average time a predator takes to kill a prey

Another More – Predation in Ecology

Mathematical
Modeling and
Biology

Bo Deng

Introduction

Examples of
Models

Consistency

Model Test

Mathematical
Biology

Conclusion

The mathematical model was discovered by Crawford Stanley (Buzz) Holling (1930-) in 1959

- T_d — average time a predator takes to discover a prey
- T_k — average time a predator takes to kill a prey
- $T_{d,k} = T_d + T_k$ — average time a predator takes to discovery and kill a prey

Another More – Predation in Ecology

The mathematical model was discovered by Crawford Stanley (Buzz) Holling (1930-) in 1959

- T_d — average time a predator takes to discover a prey
- T_k — average time a predator takes to kill a prey
- $T_{d,k} = T_d + T_k$ — average time a predator takes to discovery and kill a prey
- $R_d = \frac{1}{T_d}$ — rate of discovery, i.e. number of preys a predator would find in a unit time
- $R_k = \frac{1}{T_k}$ — rate of killing, i.e. number of preys a predator would kill in a unit time
- $R_{d,k} = \frac{1}{T_{d,k}} = \frac{1}{T_d + T_k}$ — rate of discovery and killing

- And Holling's predation function form:

$$R_{d,k} = \frac{1}{T_d + T_k} = \frac{1/T_d}{1 + T_k(1/T_d)} = \frac{R_d}{1 + T_k R_d}$$

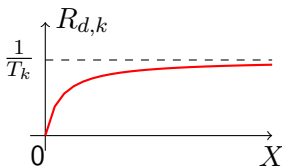
Model of Predation in Ecology

- And Holling's predation function form:

$$R_{d,k} = \frac{1}{T_d + T_k} = \frac{1/T_d}{1 + T_k(1/T_d)} = \frac{R_d}{1 + T_k R_d}$$

- Prediction: Assume the discovery rate is proportional to the prey population X , $R_d = aX$. Then the Holling Type II predation rate must saturate as $X \rightarrow \infty$

$$\lim_{X \rightarrow \infty} R_{d,k} = \lim_{X \rightarrow \infty} \frac{aX}{1 + T_k aX} = \frac{1}{T_k}$$



- Not every piece of mathematics can be a physical law or model. Logical consistency is the first and necessary constraint

Time Invariance Principle (TIP)

A model must have the same functional form for every time independent observation

- Not every piece of mathematics can be a physical law or model. Logical consistency is the first and necessary constraint

Time Invariance Principle (TIP)

A model must have the same functional form for every time independent observation

- Newtonian mechanics is TIP-consistent:

$$x(t + s, x_0) = x(t, x(s, x_0))$$

Special Relativity is self-consistent

Mathematical
Modeling and
Biology

Bo Deng

Introduction

Examples of
Models

Consistency

Model Test

Mathematical
Biology

Conclusion

- Let P be a point, having $K = (x, y, z, t)$ coordinate in the K -frame and $\bar{K} = (\bar{x}, \bar{y}, \bar{z}, \bar{t})$ coordinate in the \bar{K} -frame. Then they are exchangeable via a linear transformation depending the speed v :

$$\bar{K} = KL(v)$$

Special Relativity is self-consistent

- Let P be a point, having $K = (x, y, z, t)$ coordinate in the K -frame and $\bar{K} = (\bar{x}, \bar{y}, \bar{z}, \bar{t})$ coordinate in the \bar{K} -frame. Then they are exchangeable via a linear transformation depending the speed v :

$$\bar{K} = KL(v)$$

- Let $\tilde{K} = (\tilde{x}, \tilde{y}, \tilde{z}, \tilde{t})$ be the coordinate of the same point in a \tilde{K} -frame moving at speed u with respect to the \bar{K} -frame. Then we have

$$\tilde{K} = \bar{K}L(u) = KL(v)L(u) = \textcolor{red}{KL(w)} \text{ with } w = \frac{u + v}{1 + \frac{uv}{c^2}}$$

Special Relativity is self-consistent

Mathematical
Modeling and
Biology

Bo Deng

Introduction

Examples of
Models

Consistency

Model Test

Mathematical
Biology

Conclusion

- Let P be a point, having $K = (x, y, z, t)$ coordinate in the K -frame and $\bar{K} = (\bar{x}, \bar{y}, \bar{z}, \bar{t})$ coordinate in the \bar{K} -frame. Then they are exchangeable via a linear transformation depending the speed v :

$$\bar{K} = KL(v)$$

- Let $\tilde{K} = (\tilde{x}, \tilde{y}, \tilde{z}, \tilde{t})$ be the coordinate of the same point in a \tilde{K} -frame moving at speed u with respect to the \bar{K} -frame. Then we have

$$\tilde{K} = \bar{K}L(u) = KL(v)L(u) = \textcolor{red}{KL(w)} \text{ with } w = \frac{u + v}{1 + \frac{uv}{c^2}}$$

- The operation $u \oplus v = \frac{u + v}{1 + \frac{uv}{c^2}}$ for elements $u, v \in (-c, c)$ defines a commutative group

Holling's predation model is consistent

Mathematical
Modeling and
Biology

Bo Deng

Introduction

Examples of
Models

Consistency

Model Test

Mathematical
Biology

Conclusion

- T_c — average time to consume a prey

Holling's predation model is consistent

- T_c — average time to consume a prey
- $T_{d,k,c} = T_d + T_k + T_c$ — average time to discover, kill, and consume a prey

Holling's predation model is consistent

- T_c — average time to consume a prey
- $T_{d,k,c} = T_d + T_k + T_c$ — average time to discover, kill, and consume a prey
- Then the rate of predation is self-consistent:

$$\begin{aligned} R_{d,k,c} &= \frac{1}{T_{d,k,c}} = \frac{1}{T_d + T_k + T_c} \\ &= \frac{R_{d,k}}{1 + T_c R_{d,k}} = \frac{R_d}{1 + (T_k + T_c) R_d} \end{aligned}$$

Pay the TIP, or else

Mathematical
Modeling and
Biology

Bo Deng

Introduction

Examples of
Models

Consistency

Model Test

Mathematical
Biology

Conclusion

- All differential equation models are TIP-consistent

Pay the TIP, or else

Mathematical
Modeling and
Biology

Bo Deng

Introduction

Examples of
Models

Consistency

Model Test

Mathematical
Biology

Conclusion

- All differential equation models are TIP-consistent
- Most mapping models in ecology are TIP-inconsistent

Pay the TIP, or else

Mathematical
Modeling and
Biology

Bo Deng

Introduction

Examples of
Models

Consistency

Model Test

Mathematical
Biology

Conclusion

- All differential equation models are TIP-consistent
- Most mapping models in ecology are TIP-inconsistent
- Example: Logistic map

$$x_{n+1} = Q_{\lambda}(x_n) = \lambda x_n(1 - x_n)$$

cannot be a model for which n represents time

Pay the TIP, or else

Mathematical
Modeling and
Biology

Bo Deng

Introduction

Examples of
Models

Consistency

Model Test

Mathematical
Biology

Conclusion

- All differential equation models are TIP-consistent
- Most mapping models in ecology are TIP-inconsistent
- Example: Logistic map

$$x_{n+1} = Q_{\lambda}(x_n) = \lambda x_n(1 - x_n)$$

cannot be a model for which n represents time

- The time $n + 2$ observation yields a different functional form:

$$x_{n+2} = Q_{\lambda}(x_{n+1}) = Q_{\lambda}(Q_{\lambda}(x_n)) \neq Q_{\mu}(x_n)$$

for any value μ . Strike one on the logistic map

Model Test – Finding the Best Fit

- $\bar{x}_1, \dots, \bar{x}_n$ — Observed states at time t_1, \dots, t_n for a natural process which are modeled by competing models $y(t; y_0, p)$ and $z(t; z_0, q)$, respectively, with parameter p, q , and initial state y_0, z_0

Model Test – Finding the Best Fit

- $\bar{x}_1, \dots, \bar{x}_n$ — Observed states at time t_1, \dots, t_n for a natural process which are modeled by competing models $y(t; y_0, p)$ and $z(t; z_0, q)$, respectively, with parameter p, q , and initial state y_0, z_0
- Model selection criterion: All else being equal whichever has a smaller error is the benchmark model by default:

$$E_y = \min_{(y_0, p)} \sum_{i=1}^n [y(t_i; y_0, p) - \bar{x}_i]^2$$

$$E_z = \min_{(z_0, q)} \sum_{i=1}^n [z(t_i; z_0, q) - \bar{x}_i]^2$$

Model Test – Finding the Best Fit

- $\bar{x}_1, \dots, \bar{x}_n$ — Observed states at time t_1, \dots, t_n for a natural process which are modeled by competing models $y(t; y_0, p)$ and $z(t; z_0, q)$, respectively, with parameter p, q , and initial state y_0, z_0
- Model selection criterion: All else being equal whichever has a smaller error is the benchmark model by default:

$$E_y = \min_{(y_0, p)} \sum_{i=1}^n [y(t_i; y_0, p) - \bar{x}_i]^2$$

$$E_z = \min_{(z_0, q)} \sum_{i=1}^n [z(t_i; z_0, q) - \bar{x}_i]^2$$

- Any parameter is only meaningful to its model, and its value can only be derived by best-fitting the observed data to the model

Model Test – Fit the past, predict the future

Mathematical
Modeling and
Biology

Bo Deng

Introduction

Examples of
Models

Consistency

Model Test

Mathematical
Biology

Conclusion

- Edmond Halley (1656-1742) used Newtonian mechanics to predict the 1758 return of Halley's Comet, giving the comet its name

Model Test – Fit the past, predict the future

- Edmond Halley (1656-1742) used Newtonian mechanics to predict the 1758 return of Halley's Comet, giving the comet its name
- Arthur Eddington (1882-1944) used the total solar eclipse of May 29, 1919 to confirm general relativity's prediction for the bending of starlight by the Sun, making Einstein an instant world celebrity

Model Test – Fit the past, predict the future

- Edmond Halley (1656-1742) used Newtonian mechanics to predict the 1758 return of Halley's Comet, giving the comet its name
- Arthur Eddington (1882-1944) used the total solar eclipse of May 29, 1919 to confirm general relativity's prediction for the bending of starlight by the Sun, making Einstein an instant world celebrity
- Gregor Mendel's Laws of Inheritance (1866) was rediscovered in 1900, ushering in the science of modern genetics

- ◀ ◻ ▶ ◀ ◻ ▶ ◀ ≡ ▶ ◀ ≡ ▶ ≡ ↺ 🔍 ↻

Mathematical Biology — To Translate Evolution to Mathematics

Example: One Life Rule

Every organism lives only once and must die in any finite time in the presence of infinite population density

Mathematical
Modeling and
Biology

Bo Deng

Introduction

Examples of
Models

Consistency

Model Test

Mathematical
Biology

Conclusion

Mathematical Biology — To Translate Evolution to Mathematics

Example: One Life Rule

Every organism lives only once and must die in any finite time in the presence of infinite population density

- In math translation: Let x_t be the population at time t . Then the per-capita change must satisfy

$$\frac{x_t - x_0}{x_0} = \frac{x_t}{x_0} - 1 \geq -1$$

Mathematical Biology — To Translate Evolution to Mathematics

Example: One Life Rule

Every organism lives only once and must die in any finite time in the presence of infinite population density

- In math translation: Let x_t be the population at time t . Then the per-capita change must satisfy

$$\frac{x_t - x_0}{x_0} = \frac{x_t}{x_0} - 1 \geq -1$$

- Lead to

$$\text{One Life Rule} \iff \lim_{x_0 \rightarrow \infty} \frac{x_t - x_0}{x_0} = -1$$

and to the logistic equation

$$\dot{x}(t) = rx(t)[1 - x(t)/K]$$

with $x(t) = x_t$, r the max per-capita growth rate, and K the carrying capacity

Footnote: model or no model, generalization or relativism is often the problem

- Strike two on the logistic map $x_1 = \lambda x_0(1 - x_0)$:

$$\lim_{x_0 \rightarrow \infty} \frac{x_1 - x_0}{x_0} = \lim_{x_0 \rightarrow \infty} [\lambda(1 - x_0) - 1] = -\infty \neq -1$$

Footnote: model or no model, generalization or relativism is often the problem

- Strike two on the logistic map $x_1 = \lambda x_0(1 - x_0)$:

$$\lim_{x_0 \rightarrow \infty} \frac{x_1 - x_0}{x_0} = \lim_{x_0 \rightarrow \infty} [\lambda(1 - x_0) - 1] = -\infty \neq -1$$

- While the logistic equation, $x'(t) = rx(t)(1 - x(t)/K)$, dogged another consistency bullet

$$\lim_{x_0 \rightarrow \infty} \frac{x(t; x_0) - x_0}{x_0} = \lim_{x_0 \rightarrow \infty} \left[\frac{K}{x_0 + (K - x_0)e^{-rt}} - 1 \right] = -1$$

Footnote: model or no model, generalization or relativism is often the problem

- Strike two on the logistic map $x_1 = \lambda x_0(1 - x_0)$:

$$\lim_{x_0 \rightarrow \infty} \frac{x_1 - x_0}{x_0} = \lim_{x_0 \rightarrow \infty} [\lambda(1 - x_0) - 1] = -\infty \neq -1$$

- While the logistic equation, $x'(t) = rx(t)(1 - x(t)/K)$, dogged another consistency bullet

$$\lim_{x_0 \rightarrow \infty} \frac{x(t; x_0) - x_0}{x_0} = \lim_{x_0 \rightarrow \infty} \left[\frac{K}{x_0 + (K - x_0)e^{-rt}} - 1 \right] = -1$$

- There should be no different versions of the same reality, but refined approximations

One More Example: Why DNA is coded in 4 bases?

Mathematical
Modeling and
Biology

Bo Deng

Introduction

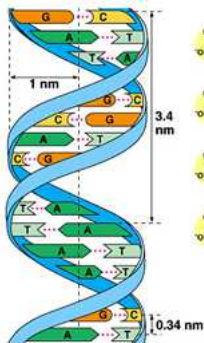
Examples of
Models

Consistency

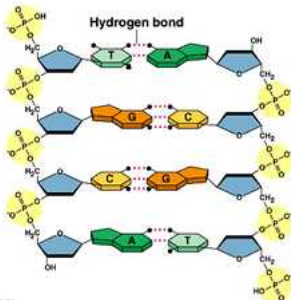
Model Test

Mathematical
Biology

Conclusion



(a)



(b)



(c)

Copyright © Pearson Education, Inc., publishing as Benjamin Cummings.

One More Example: Why DNA is coded in 4 bases?

Mathematical
Modeling and
Biology

Bo Deng

Introduction

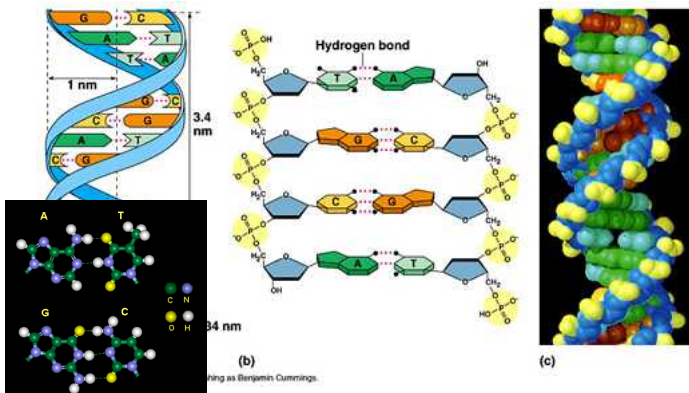
Examples of
Models

Consistency

Model Test

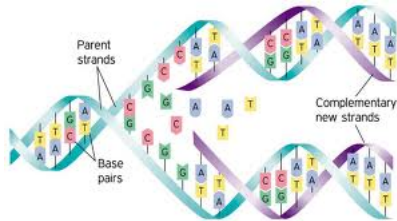
Mathematical
Biology

Conclusion



- The AT pair has one weak O-H bond but the GC pair has two O-H bonds. Hence, the GC pair takes longer to complete binding than the AT pair does

One More Example: Why DNA is coded in 4 bases?



Mathematical
Modeling and
Biology

Bo Deng

Introduction

Examples of
Models

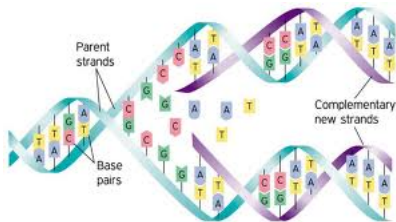
Consistency

Model Test

Mathematical
Biology

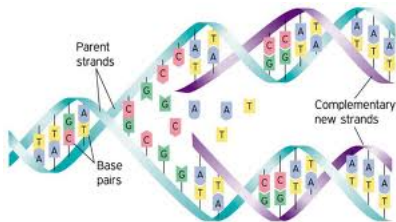
Conclusion

One More Example: Why DNA is coded in 4 bases?



- Start with a conceptual model: DNA replication is a communication channel

One More Example: Why DNA is coded in 4 bases?



- Start with a conceptual model: DNA replication is a communication channel
- Every communication is characterized by the transmission data rate in bits per second, i.e. the information entropy per second

One More Example: Why DNA is coded in 4 bases?

- For $2n$ paired bases, the replication rate is

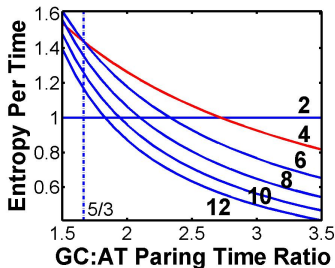
$$R_{2n} = \frac{\log_2(2n)}{\frac{\tau_{12} + \tau_{34} + \cdots + \tau_{(2n-1)(2n)}}{n}} \text{ in bits per time}$$

One More Example: Why DNA is coded in 4 bases?

- For $2n$ paired bases, the replication rate is

$$R_{2n} = \frac{\log_2(2n)}{\frac{\tau_{12} + \tau_{34} + \dots + \tau_{(2n-1)(2n)}}{n}} \text{ in bits per time}$$

- If $\frac{5}{3} \leq \frac{\tau_{GC}}{\tau_{AT}} \leq 2.7$, then: $\max_n R_{2n} = R_4$

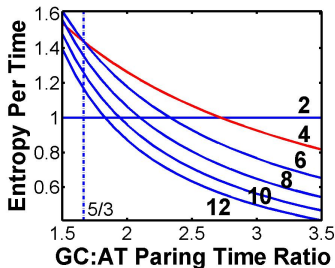


One More Example: Why DNA is coded in 4 bases?

- For $2n$ paired bases, the replication rate is

$$R_{2n} = \frac{\log_2(2n)}{\frac{\tau_{12} + \tau_{34} + \dots + \tau_{(2n-1)(2n)}}{n}} \text{ in bits per time}$$

- If $\frac{5}{3} \leq \frac{\tau_{GC}}{\tau_{AT}} \leq 2.7$, then: $\max_n R_{2n} = R_4$



- Punch Line: Life is a reality show on your DNA channel

- Mathematics is driven by open problems, but science is driven by existing solutions
- Mathematical modeling is to find the equation to which nature fits as a solution
- Mathematics is to create more haystacks but modeling is to find the needle in haystack
- Mathematical biology is not to solve mathematical problems of models but to find mathematical models for biological problems
- Training to be a mathematical modeler does need to solve mathematical problems of reasonable models.

Mathematical modeling is to construct the picture so that the consequence of the picture is the picture of the consequence.

– Anonymous or by Heinrich Hertz (1857-1894)